# 창현교(상) 철근탐사 Data

| NO.1 | 위치 | 창현교(상) | 배근 간격 | 실측 | @300 |
|---|---|---|---|---|---|
| | | S6 바닥판하면 주근 | 피복 두께 | 실측 | 79mm |

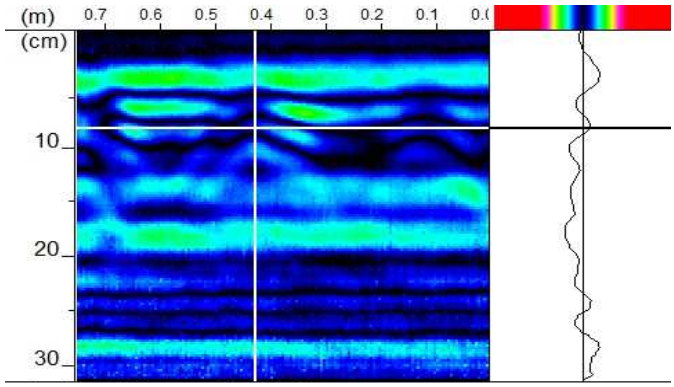


| NO.2 | 위치 | 창현교(상) | 배근 간격 | 실측 | @250 |
|---|---|---|---|---|---|
| | | S6 바닥판하면 배력근 | 피복 두께 | 실측 | 39mm |

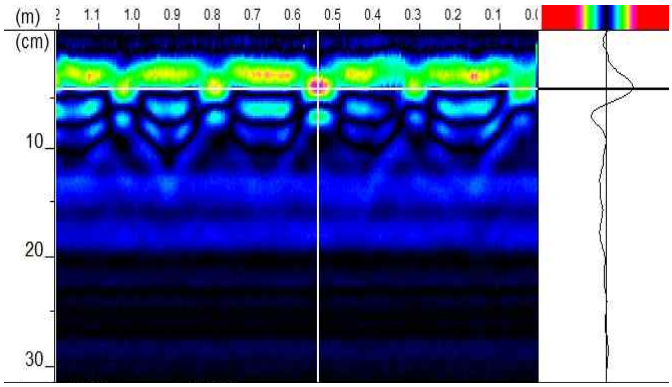


| NO.3 | 위치 | 창현교(상) | 배근 간격 | 실측 | @285 |
|---|---|---|---|---|---|
| | | S7 바닥판하면 주근 | 피복 두께 | 실측 | 57mm |

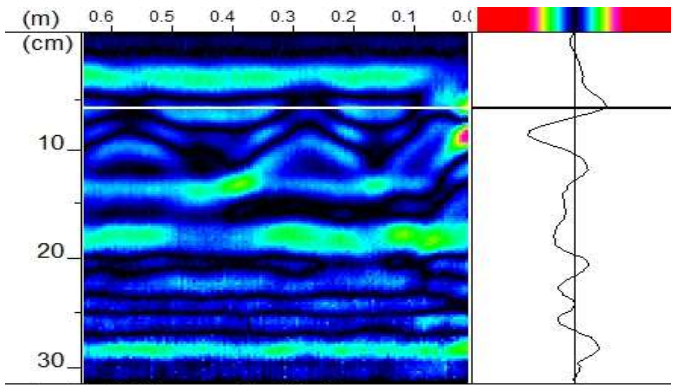


| NO.4 | 위치 | 창현교(상) | 배근 간격 | 실측 | @250 |
|---|---|---|---|---|---|
| | | S7 바닥판하면 배력근 | 피복 두께 | 실측 | 39mm |

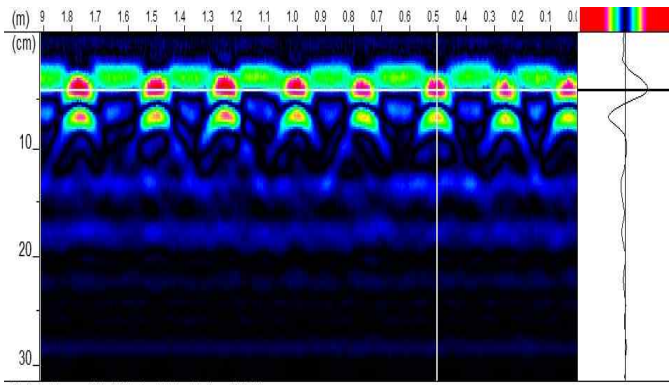


| NO.5 | 위치 | 창현교(상) | 배근 간격 | 실측 | @293 |
|---|---|---|---|---|---|
| | | S3 바닥판하면 주근 | 피복 두께 | 실측 | 62mm |

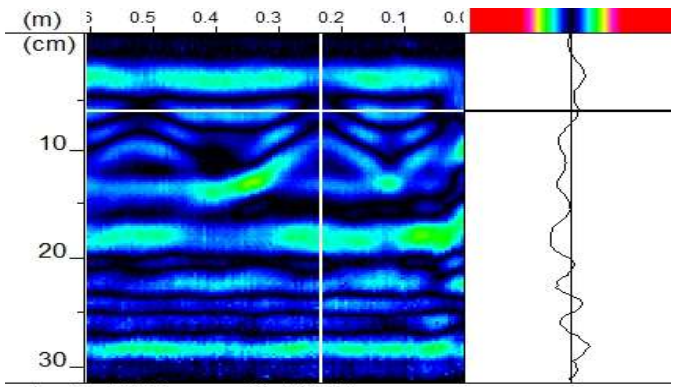


| NO.6 | 위치 | 창현교(상) | 배근 간격 | 실측 | @247 |
|---|---|---|---|---|---|
| | | S3 바닥판하면 배력근 | 피복 두께 | 실측 | 37mm |

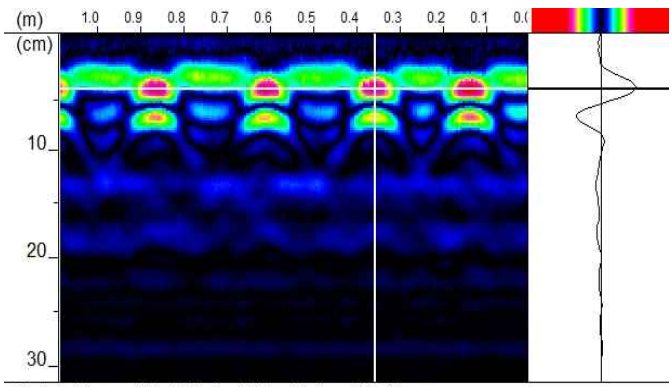

| NO.7 | 위치 | 창현교(상) | 배근 간격 | 실측 | @100 |
|---|---|---|---|---|---|
| | | P7 교각 코핑 수직근 | 피복 두께 | 실측 | 89㎜ |

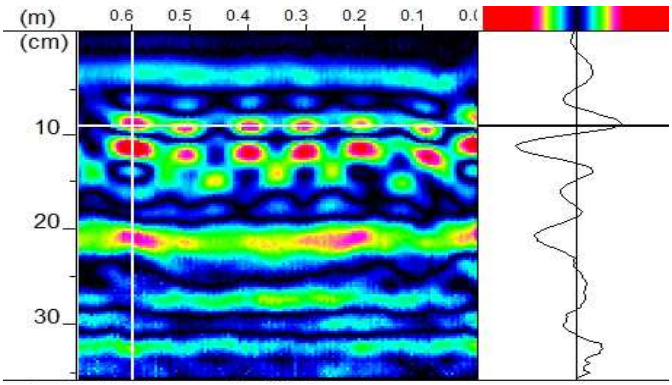


| NO.8 | 위치 | 창현교(상) | 배근 간격 | 실측 | @290 |
|---|---|---|---|---|---|
| | | P7 교각 코핑 수평근 | 피복 두께 | 실측 | 107㎜ |

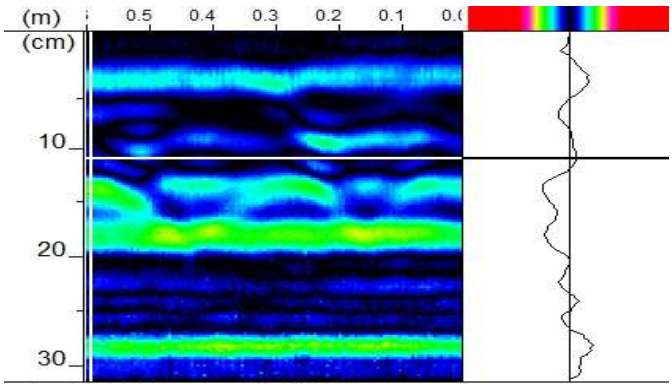


| NO.9 | 위치 | 창현교(상) | 배근 간격 | 실측 | @103 |
|---|---|---|---|---|---|
| | | P9 교각 코핑 수직근 | 피복 두께 | 실측 | 94㎜ |

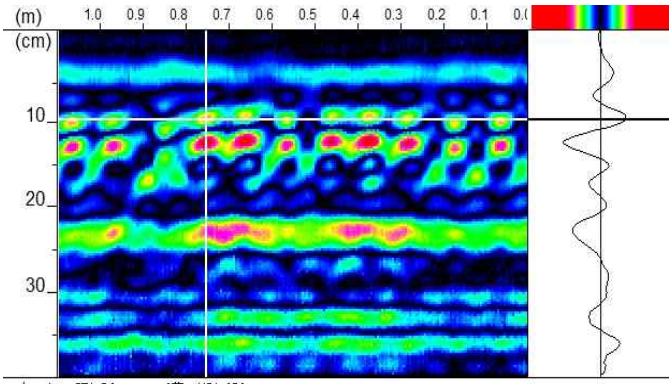


| NO.10 | 위치 | 창현교(상) | 배근 간격 | 실측 | @295 |
|---|---|---|---|---|---|
| | | P9 교각 코핑 수평근 | 피복 두께 | 실측 | 117㎜ |

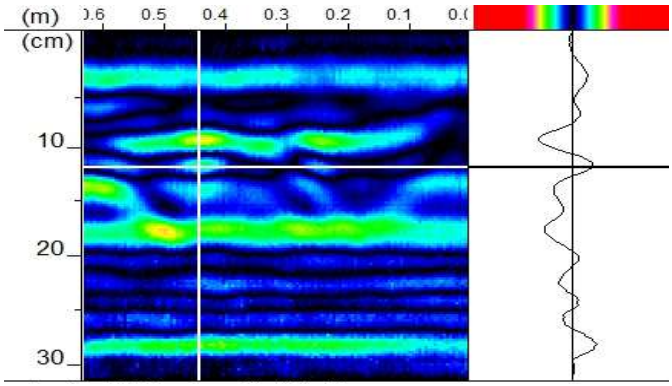


| NO.11 | 위치 | 창현교(상) | 배근 간격 | 실측 | @98 |
|---|---|---|---|---|---|
| | | P11 교각 코핑 수직근 | 피복 두께 | 실측 | 88㎜ |

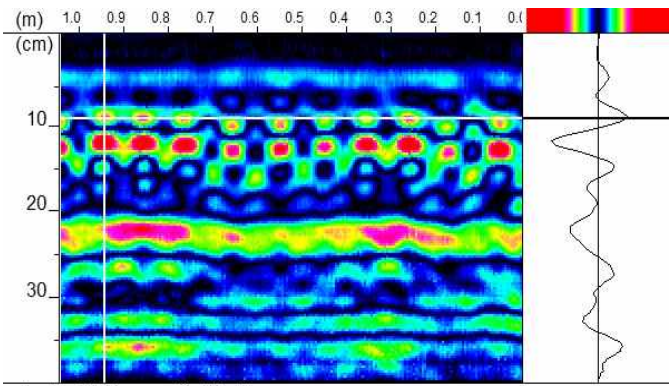

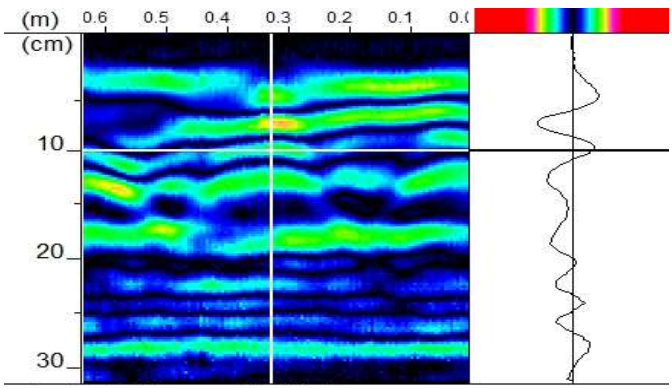
| NO.12 | 위치 | 창현교(상) | 배근 간격 | 실측 | @300 |
|---|---|---|---|---|---|
| | | P11 교각 코핑 수평근 | 피복 두께 | 실측 | 98㎜ |